

Sopro VS 582

# Applications and problem solving



2-in-1: self-levelling  
and mouldable


Flexible and  
fibre-reinforced

Now up to 70 mm

Ready to receive  
ceramic coverings:  
after 2–3 hours

Also suitable  
for outdoors

## ■ Evening out and making up levels, e.g. for new-builds



**B** Concrete

**F** Tile

**1** **Sopro RDS 960 perimeter insulation strip** to prevent infiltration of filler at joints

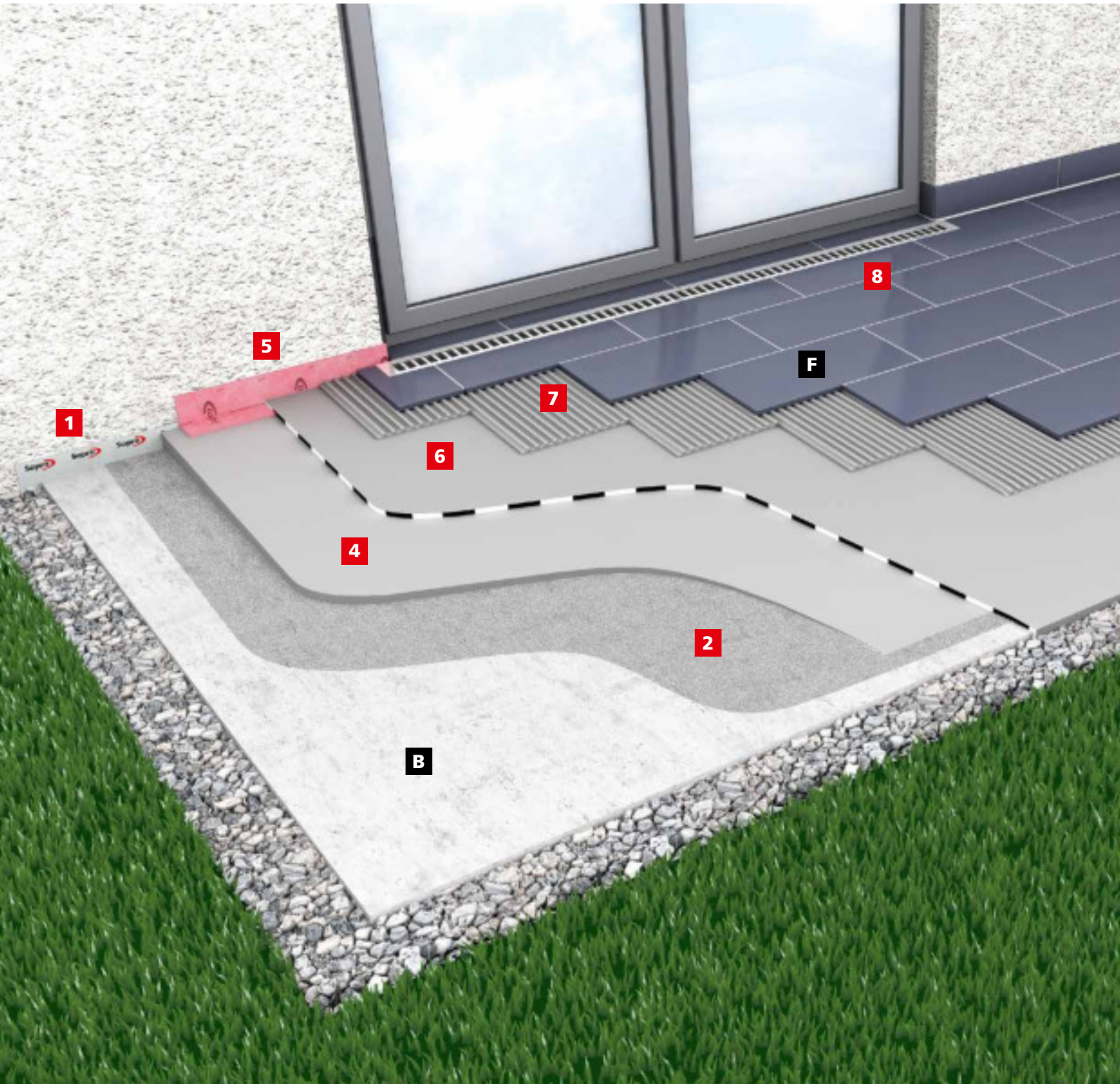
**2** **Sopro GD 749 primer**

**3** Levelling coat indoors with **Sopro VS 582** in self-levelling consistency

**4** Levelling coat laid to falls outdoors with **Sopro VS 582** in sag-resistant consistency

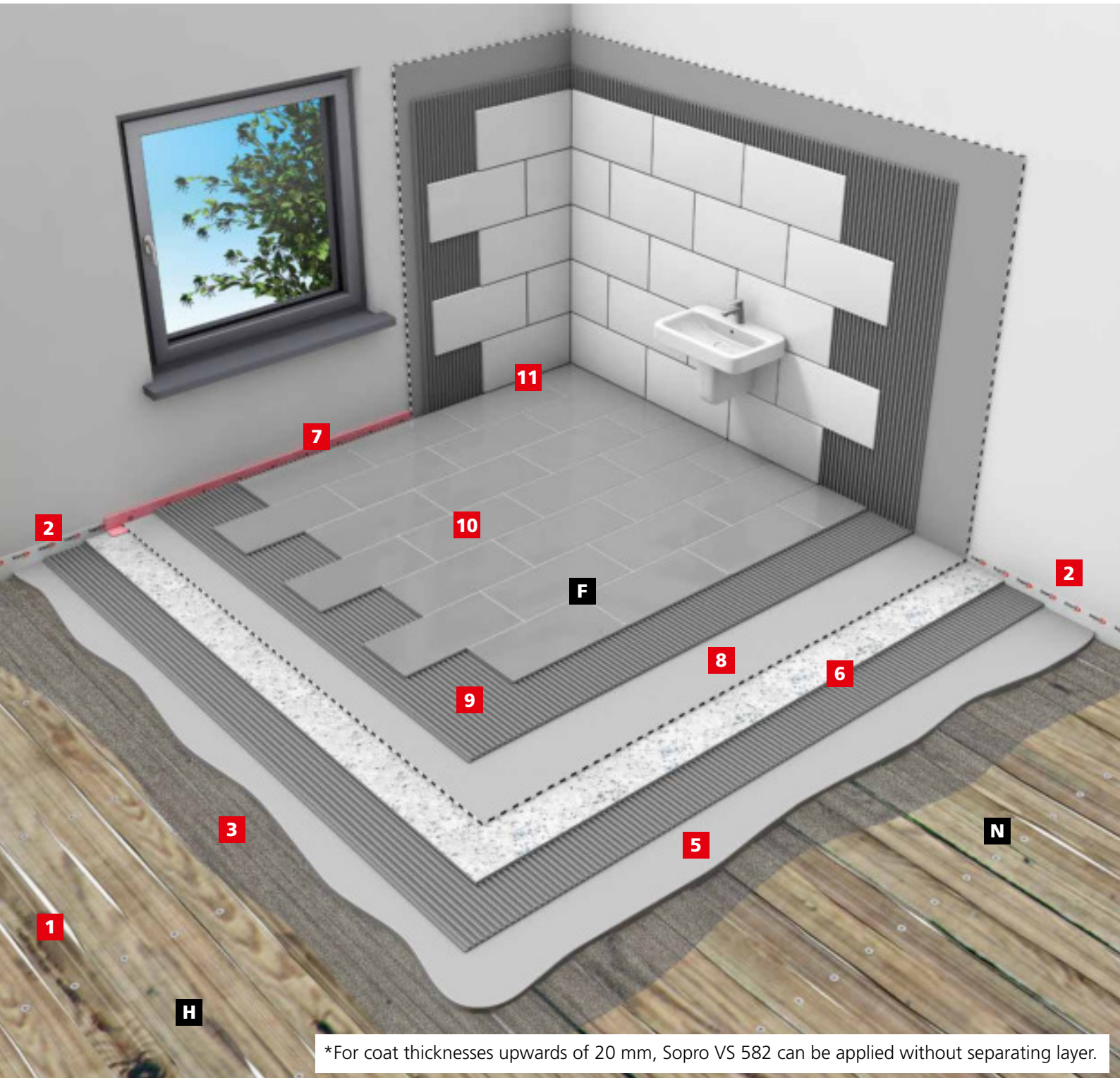


## ■ Covering laid to falls outdoors



- 5** **Sopro AEB 148 flexible sealing tape** or **Sopro AEB 1176 pre-folded flexible sealing tape** for flexible, trouble-free bridging and waterproofing of perimeter and movement joints
- 6** Two-coat waterproof membrane with **Sopro DSF 423 two-component flexible sealing slurry** or **Sopro TDS 823 two-component turbo sealing slurry**
- 7** Bonding of covering with flexible thin-bed adhesive, e.g. **Sopro's No.1 (400)** or **Sopro FKM XL 444**. Outdoors with **Sopro MEG 665 megaFlex S2**, **Sopro MEG 666 megaFlex S2 turbo** or **Sopro MEG 667 megaFlex TX highly flexible tile adhesive**
- 8** Grouting with cementitious tile grout, e.g. **Sopro DF 10 flexible designer tile grout** or **Sopro FL plus flexible tile grout**

## ■ Separating layer on coats up to 20 mm thick\* on timber substrate



\*For coat thicknesses upwards of 20 mm, Sopro VS 582 can be applied without separating layer.

**H** Timber flooring

**F** Tile

**N** To ensure stability,  
additionally screw  
down timber  
substrate

**1** Joints and holes sealed with **Sopro DA 049 acrylic sealant**

**2** **Sopro RDS 960 perimeter insulation strip**

**3** **Sopro HPS 673 bonding primer** as adhesion promoter


**4** **SoproTex® 568 floor-levelling compound scrim** or **Sopro PG-X 1188 armour scrim eXtra** with **Sopro VS 582** (min. 10 mm) for permanent stabilization of vibration- and crack-prone substrates

**5** Levelling coat with **Sopro VS 582** in self-levelling consistency

**6** Impact sound and thermal insulation plus stress-relieving separating layer through **Sopro FDP 558 tile insulation board**, bonded with flexible thin-bed adhesive, e.g. **Sopro's No.1 (400)** or **Sopro FKM XL 444**

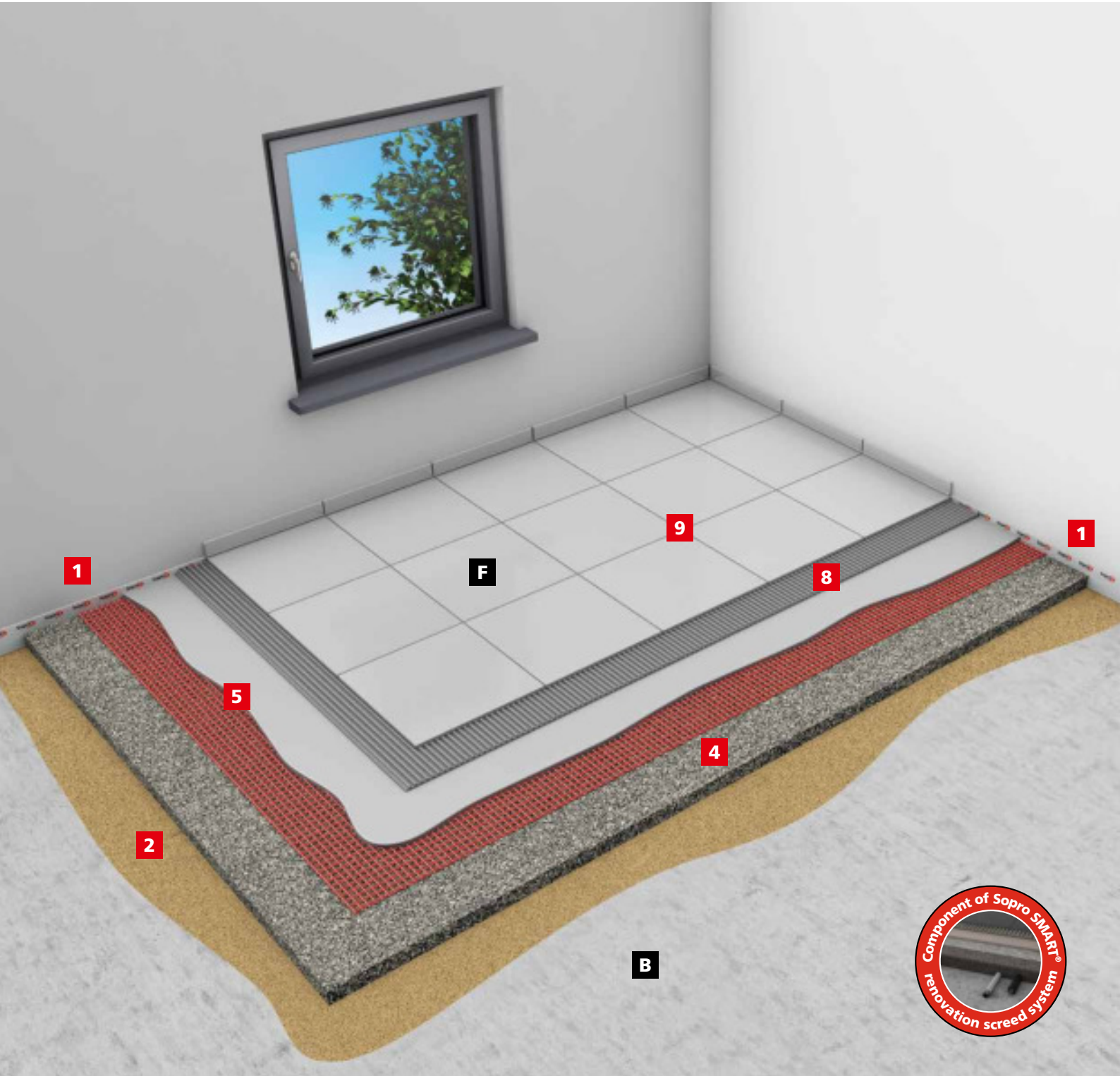


## ■ Reinforcement with SoproTex® 568 or Sopro PG-X 1188 scrim for coats over 10 mm thick on timber substrate



- 7** Sopro AEB 148 flexible sealing tape or Sopro AEB 1176 pre-folded flexible sealing tape for flexible, trouble-free bridging and waterproofing of perimeter and movement joints
- 8** Two-coat waterproof membrane with Sopro DSF 523 one-component flexible, Sopro DSF 623 flexible RS, Sopro DSF 423 two-component flexible or Sopro TDS 823 two-component turbo sealing slurry
- 9** Bonding of covering with flexible thin-bed adhesive, e.g. Sopro's No.1 (400) or Sopro FKM XL 444
- 10** Grouting with cementitious tile grout, e.g. Sopro DF 10 flexible designer tile grout or Sopro FL plus flexible tile grout
- 11** Elastic silicone joint sealing, e.g. with Sopro Sanitary Silicone or Sopro Marble Silicone

# ■ Sopro SMART® system – Strong, Mineral, Airy, Rapid and True

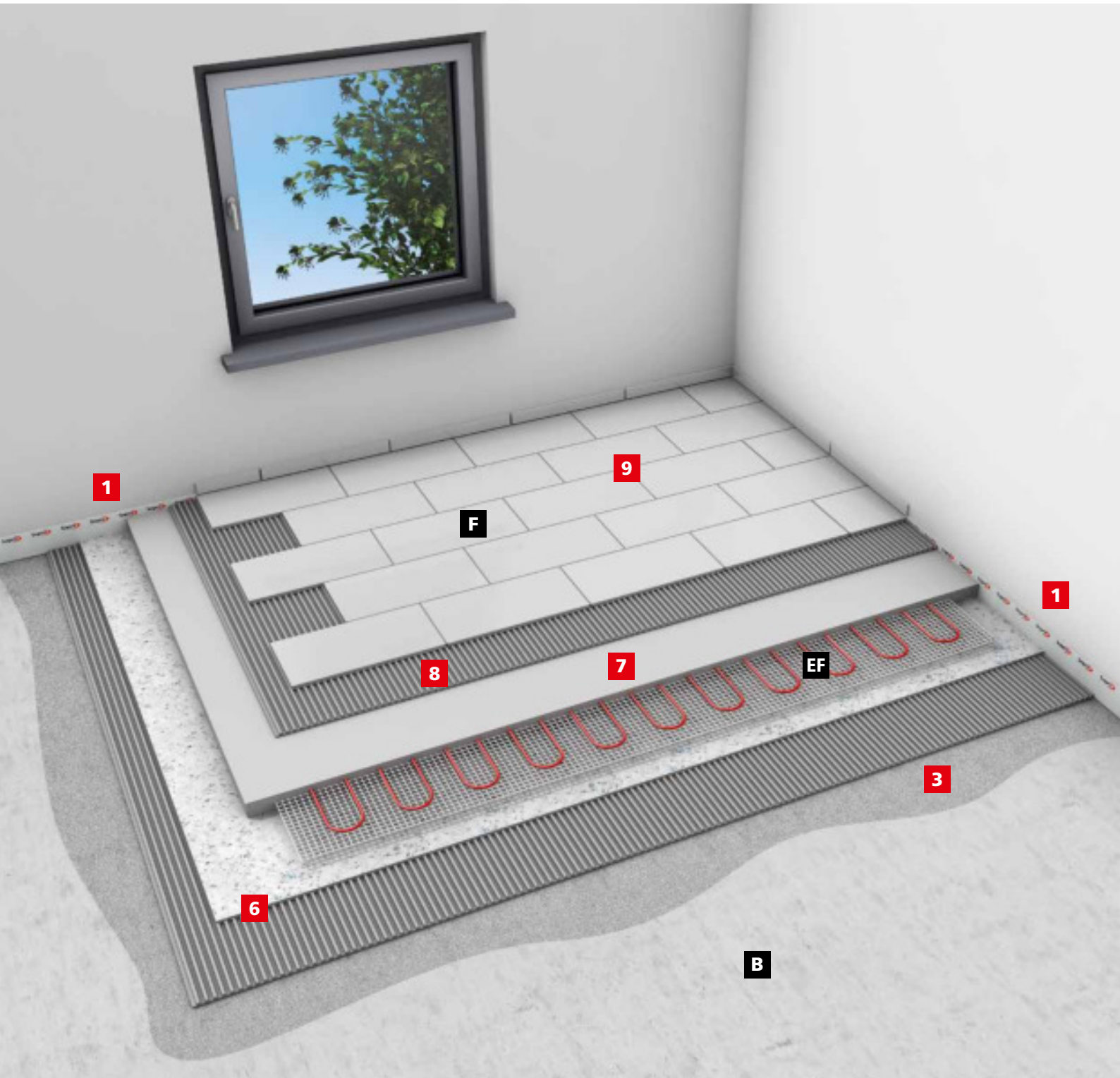


- B** Concrete
- F** Tile
- EF** Electric floor heating

- 1** Sopro RDS 960 perimeter insulation strip or Sopro ERS 961 perimeter insulation strip for screeds
- 2** As bonded construction with Sopro HSF 748 flexible bonding slurry with trass. Alternatively with Sopro TEB 664 impact sound insulation and separating layer
- 3** Depending on substrate, Sopro GD 749 primer or Sopro HPS 673 bonding primer
- 4** Rapid-set, cementitious-bound lightweight levelling layer (min. 20 mm in bonded construction), comprising Sopro LZ 987 SMART® lightweight aggregate and Sopro Rapidur® B5 rapid-set screed binder (SEB 767)

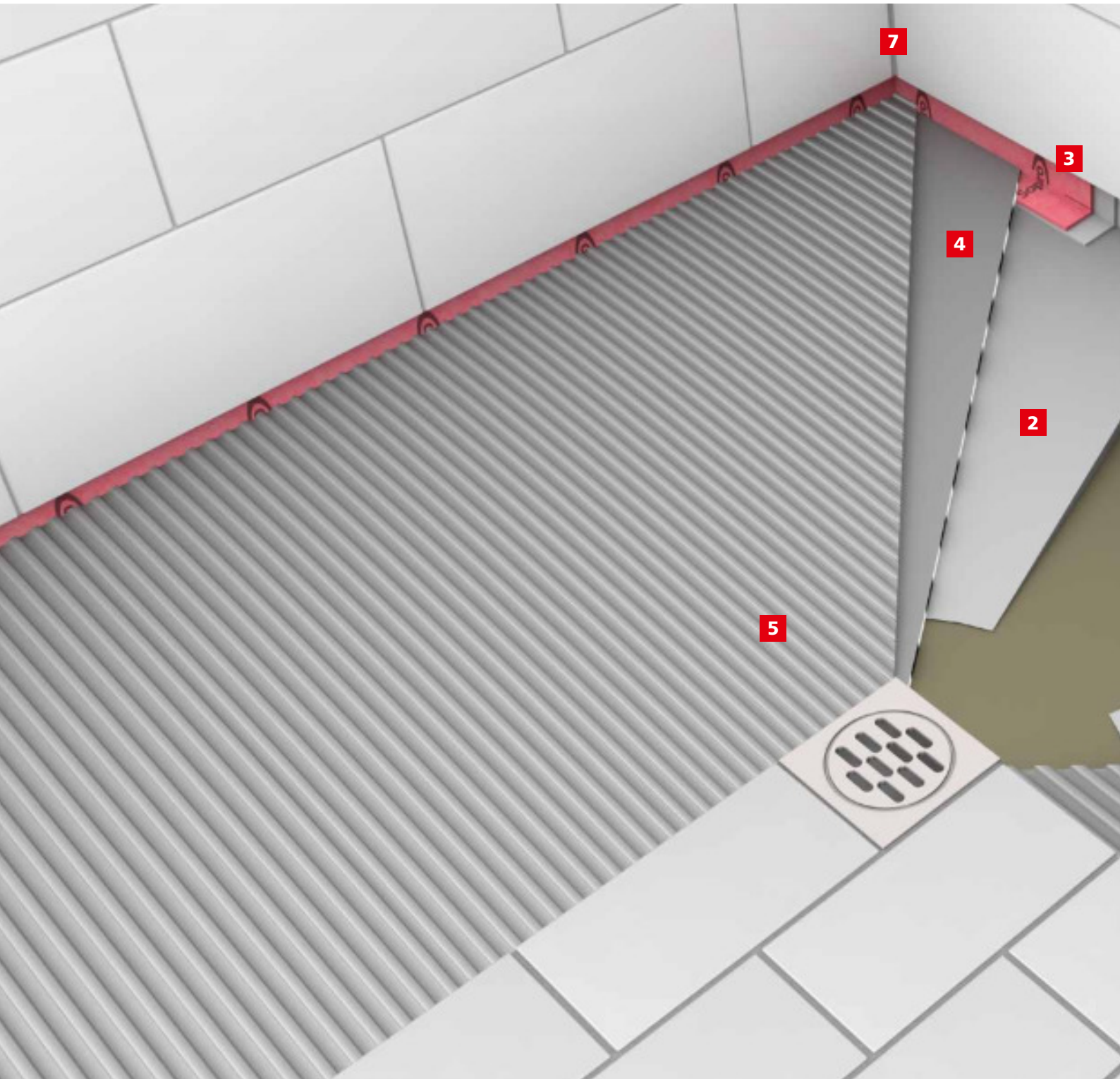


## ■ Embedment of floor heating systems



- 5** **Sopro PG-X 1188 armour scrim eXtra** embedded in **Sopro VS 582** (min. 10 mm) for permanent stabilization of vibration- and crack-prone substrates
- 6** Impact sound and thermal insulation plus stress-relieving separating layer through **Sopro FDP 558 tile insulation board**, bonded with flexible thin-bed adhesive, e.g. **Sopro's No.1 (400)** or **Sopro FKM XL 444**
- 7** Thin levelling coat and embedment of floor heating system with **Sopro VS 582**
- 8** Bonding of covering with flexible thin-bed adhesive, e.g. **Sopro's No.1 (400)** or **Sopro FKM XL 444**
- 9** Grouting with cementitious tile grout, e.g. **Sopro DF 10 flexible designer tile grout** or **Sopro FL plus flexible tile grout**

## ■ Covering laid to falls in showers



**E** Screed

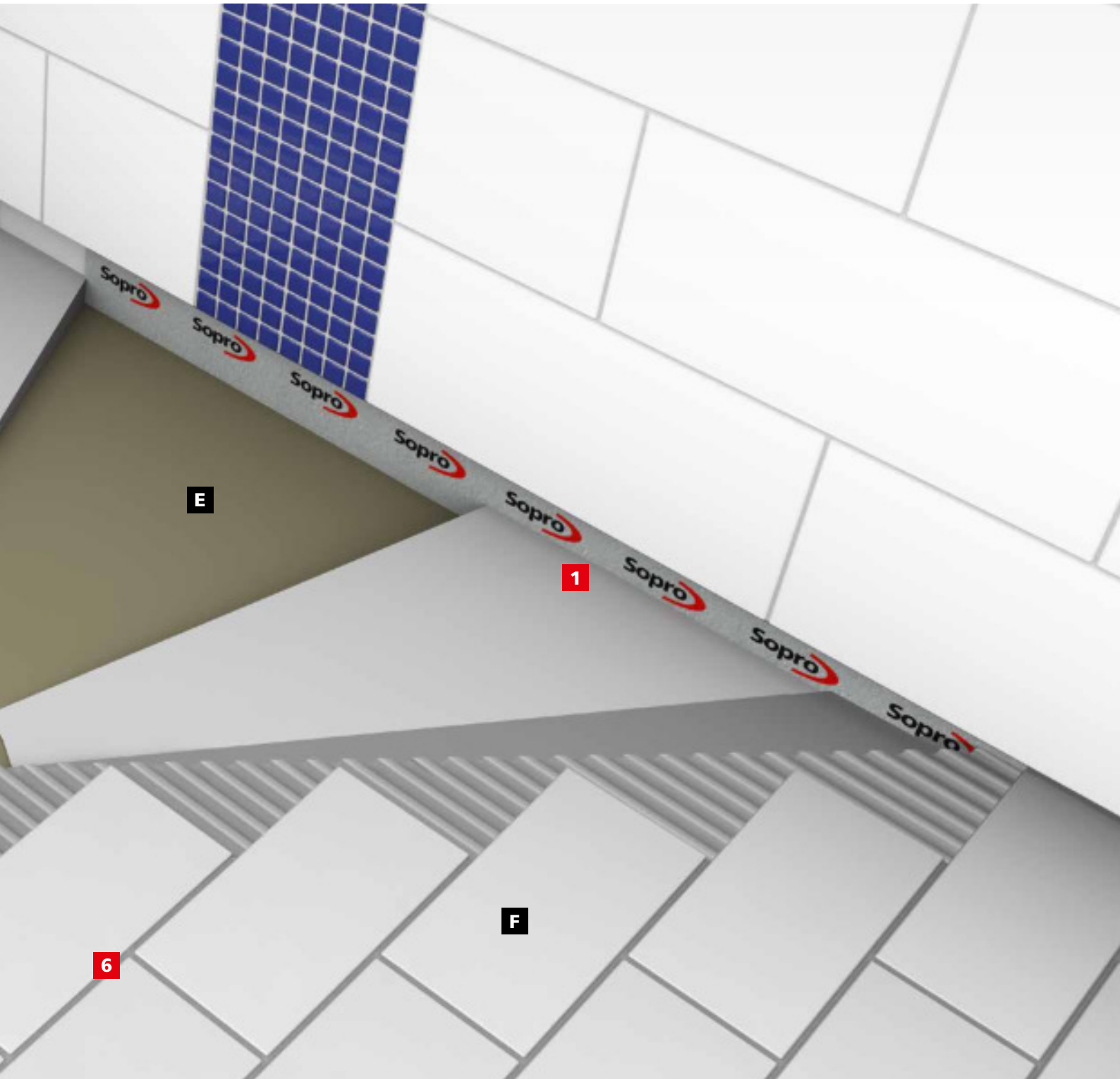
**F** Tile

**1** **Sopro RDS 960 perimeter insulation strip**

**2** Levelling coat laid to falls with **Sopro VS 582** in sag-resistant consistency

**3** **Sopro AEB 148 flexible sealing tape** or **Sopro AEB 1176 pre-folded flexible sealing tape** for flexible, trouble-free bridging and waterproofing of perimeter and movement joints





- 4** Two-coat waterproof membrane to wall and floor with **Sopro DSF 523 one-component flexible**, **Sopro DSF 623 flexible RS**, **Sopro DSF 423 two-component flexible** or **Sopro TDS 823 two-component turbo sealing slurry**
- 5** Bonding of covering with flexible thin-bed adhesive, e.g. **Sopro's No.1 (400)** or **Sopro FKM XL 444**
- 6** Grouting with cementitious tile grout, e.g. **Sopro DF 10 flexible designer tile grout** or **Sopro FL plus flexible tile grout**
- 7** Elastic silicone joint sealing, e.g. with **Sopro Sanitary Silicone** or **Sopro Marble Silicone**

# ■ Sopro VS 582 self-levelling filler



Flexible, self-levelling or mouldable, rapid-set, cementitious, fibre-reinforced surface filler, with 2-in-1 formulation for simultaneous levelling and creation of falls. Excellent workability and mouldability through flexible addition of water.



Video of Sopro VS 582 application to timber substrates

- Coat thickness: 3–70 mm in bonded construction
- For floors, indoors and outdoors<sup>2)</sup>
- 2-in-1 formulation: suitable as self-levelling filler and as surface gradient filler laid to falls
- Compressive strength after 28 days: approx. 35 N/mm<sup>2</sup> (levelling coat laid to falls)
- Flexural tensile strength after 28 days: approx. 7 N/mm<sup>2</sup> (levelling coat laid to falls)
- Self-levelling
- Outstanding mouldability for laying to falls
- Quick-drying
- Flexible, fibre-reinforced
- Pumpable
- Suitable for timber flooring
- Suitable for floor heating systems
- Long working life: 30-40 minutes
- Walkable: after 2–3 hours
- Ready to receive ceramic covering: after 2–3 hours



## Use

For use as either self-levelling surface filler or levelling coat laid to falls through adjustment of consistency.

For production of unbroken surfaces suitable for receiving any flooring type, e.g. ceramic coverings, natural stone finishes, textile, elastic and parquet flooring. Also suitable for smooth application of levelling coats to falls of up to 4% in damp and wet spaces, on balconies and patios etc. Ideally prepared, blowhole-free substrate for subsequent application of waterproof membranes. For indoor and outdoor use.<sup>2)</sup>

## Suitable substrates

Cement screeds, concrete and untreated concrete surfaces (min. 3 months old), existing ceramic, natural stone and terrazzo coverings, timber, magnesium oxychloride (magnesite) screeds and calcium sulphate screeds.

## Ready to receive floor covering

- After 2–3 hours for subsequent installation of ceramic or cast stone covering
- After 24 hours for natural stone covering

For elastic, textile, laminate, parquet and wood block floor coverings, maximum permissible moisture content ( $\leq 1.8\%$  CM) shall be confirmed by CM measurement over full screed cross-section prior to flooring installation. Empirical values for achievement of this – in function of filler coat thickness, subject to application to dry substrate – are as follows:

## Consistency for laying to falls

3–5 mm coat thickness: after approx. 1 day  
5–10 mm coat thickness: after approx. 3 days  
10–25 mm coat thickness: after approx. 7 days  
25–40 mm coat thickness: after approx. 14 days

## Self-levelling consistency

3–5 mm coat thickness: after approx. 1 day  
5–10 mm coat thickness: after approx. 3 days  
10–25 mm coat thickness: after approx. 9 days  
25–40 mm coat thickness: after approx. 21 days

## Coat thicknesses

3–70 mm in bonded construction

## Mixing ratio

- As self-levelling filler: 4.75–5.25 ltr water
- As levelling coat laid to falls: 3.5–4.0 ltr water

## Strength class<sup>1)</sup>

As levelling coat laid to falls CT-C35-F7

Lower strength values, i.e. approx. CT-C25-F5, are achieved for application as self-levelling filler due to higher mixing water requirement

## Working life

30–40 minutes

## Walkable

After 2–3 hours

## Coverage

Approx. 1.7 kg/m<sup>2</sup> per mm coat thickness

## Castor chair resistance

Suitable (for castors to EN 12 529) upwards of min. 3 mm coat thickness

## Shelf life

Approx. 12 months, subject to storage in original unopened containers

## Packaging

25 kg bag

## Sopro VS 582 on timber substrates

Timber substrates shall be permanently dry, rear-ventilated, firmly screwed down and unsusceptible to deformation. Additionally secure where necessary. Use of 4/7/9/12 mm Sopro FDP 558 tile insulation board is recommended for timber substrates after application of up to 20 mm thick levelling coats (see Sopro FDP 558 product information). This significantly improves rigidity and impact sound insulation. Alternatively, for coat thicknesses upwards of 10 mm, use of Sopro PG-X 1188 armour scrim eXtra or SoproTex<sup>®</sup> 568 floor-levelling compound scrim is recommended, as specified in technical product information. When applied in conjunction with SoproTex<sup>®</sup> 568, Sopro VS 582 shall be prepared with addition of maximum amount of water.

For coat thicknesses upwards of 20 mm, Sopro VS 582 can be applied without separating layer.

## Sopro VS 582 outdoors<sup>2)</sup>

In outdoor areas, filler-coated surfaces shall be waterproofed with suitable membrane (e.g. Sopro TDS 823, Sopro DSF423/523, Sopro AEB plus 639). Outdoors, Sopro VS 582 is only suitable for production of finished surfaces when used in conjunction with SoproDur<sup>®</sup> HF-L 513 high-strength epoxy protective coat and silica sand (for adequate slip resistance).

- **Applications counselling by phone –**  
the much-used, solution-oriented hotline  
**+49 611 1707-111**



- **On-the-spot support –**  
by skilled and experienced Sopro staff

An over 50-strong Project  
Consulting and Technical  
Service team



- **The Sopro Craft Academy –**  
with year-round training programme covering all  
aspects of tiling and natural stone finishes



- **Make sure you keep in touch!**

\*Please register at [www.sopro.com](http://www.sopro.com)



YouTube